



Donate Now

Log In

Sign Up



Our navigation

- [Contact Us](#)
- [Gift Shop](#)
- [Calendar](#)
- [Newsroom](#)
- [Home](#)



National Law Enforcement Officers
MEMORIAL FUND
 RESPECT. HONOR. REMEMBER.

[Memorial](#)

[Museum](#)

[Programs & Events](#)

[Officer Safety](#)

[Facts & Figures](#)

[About Us](#)

[Donate](#)

Fallen officer search

Search for a fallen Law Enforcement Hero.

Blindtext

LAW ENFORCEMENT FACTS

Key Data about the Profession

- There are more than **900,000** sworn law enforcement officers now serving in the United States, which is the highest figure ever. About **12 percent** of those are female.
- According to the preliminary FBI's _____ from January to June 2015-2016, an estimated **507,792** Violent Crimes occurred nationwide, an increase of **5.3%**.
- Crime fighting has taken its toll. Since the first recorded police death in 1791, there have been over **20,000** law enforcement officers killed in the line of duty. Currently, there are **21,183** names engraved on the walls of the National Law Enforcement Officers Memorial.
- A total of **1,512** law enforcement officers died in the line of duty during the past 10 years, an average of one death every **63** hours or **151** per year. There were **143** law enforcement officers killed in the line of duty in 2016.
- There have been **51,548** assaults against law enforcement officers in 2015, resulting in **14,453** injuries.
- The **1920s** were the deadliest decade in law enforcement history, when a total of **2,461** officers died, or an average of almost **246** each year. The deadliest year in law enforcement history was **1930**, when **307** officers were killed. That figure

FACTS & FIGURES

[2018 Preliminary Fatalities](#)

[Law Enforcement Facts](#)

[Important Dates in Law Enforcement History](#)

[Deadliest Days in Law Enforcement History](#)

[Fatalities Reports](#)






[Roll Call | Officers Honored in 2017](#)

dropped dramatically in the **1990s**, to an average of **162** per year.

- The deadliest day in law enforcement history was September 11, 2001, when **72** officers were killed while responding to the terrorist attacks on America.
- New York City has lost more officers in the line of duty than any other department, with **768** deaths. Texas has lost **1,706** officers, more than any other state. The state with the fewest deaths is Vermont, with **23**.
- There are **1,117** federal officers listed on the Memorial, as well as **689** correctional officers and **39** military law enforcement officers.
- There are **309** female officers listed on the Memorial; **six** female officers were killed in 2016.
- During the past ten years, more incidents that resulted in felonious fatalities occurred on **Friday** than any other day of the week. The fewest number of felonious incidents occurred on **Tuesday**.

Our footer

Copyright notice






 © Copyright 2018 by NLEOMF. All Rights Reserved.

Footer content

National Law Enforcement Officers Memorial Fund



901 E Street, NW
 Suite 100
 Washington, DC 20004-2025
 202.737.3400 fax 202.737.3405

The National Law Enforcement Officers Memorial is located on E Street, between 4th and 5th Streets, NW, in Washington, DC.

Explore Website

-
-
-
-
-
-
-
-
-
-

Sign Up for Updates

- 
- 
- 